


CLAY-O-RAMA

A miniatures melodrama for all ages



by David “Zeb” Cook


The Giant Blue Bowling Ball slowly roiled across the battlefield toward the Neon Orange Thing with the big floppy mouth and writhing mass of tentacles. Desperately, the Neon Orange Thing hurled pellets at the ball as it came relentlessly forward.

Then there was a flash, and a Four-Legged Red Jet plowed into the rear of the Bowling Ball, cracking the ball’s surface. The Neon Orange Thing, sensing a kill, closed in. Panicked, the Bowling Ball whipped around, flattening one of the wings of the Red Jet. The Orange Thing lashed out with its tentacles, grasping the ball firmly. With a mighty heave, the Orange Thing hurled

the Bowling Ball into the air. It sailed up and hurled down, splitting into pieces as it hit the ground.

Turning from the destruction, the Red Jet grinned as it sighted the Orange Thing. “Feeling lucky today?” it asked — and charged.

Such are the adventures of the denizens of Claydopia as they meet on the battlefield of Clay-O-Rama. Now you, too, can recreate their epic struggles, in the all-new, home-use Clay-O-Rama Miniatures Rules — the same you see used every year at the GEM CON® Games Fair!



What is a Clay-O-Rama?

A Clay-O-Rama is many things. It is a chance for friends to meet and have a good time. It can be a serious philosophical discussion on the meaning of modeling clay. It is a means of artistic expression. It is a ritualistic gathering of Claydonians to watch the violent destruction of others of their species. But, most of all, it is a silly game involving modeling-clay miniatures.

What do I need to have a Clay-O-Rama?

First, you need a group of people willing to be silly and have fun playing with modeling clay. Next, you need these rules or something like them. Then, you need pencils, paper, and numerous six-sided dice for each player. Finally, you need one can of modeling clay for each player. Utterly unscientific testing has shown that PLAY-DOH® Modeling Compound is well suited for use in a Clay-O-Rama. It is easily shaped, comes packaged in the proper amounts, and has pleasing, brilliant colors.

How do I create a Claydonian?

After you have assembled the items listed above, find a large smooth space on which to play. This could be several tables pushed together or a smooth tile floor. Do not play in a place where you do not want to have bits of modeling clay about. After you have found a place to play and have assembled your friends, give each one a can of modeling clay. Try to let each player have the color he or she wants. After giving out the clay, tell the players the following:

"You have twenty minutes in which to make a creature out of your modeling clay. You may create anything you want, so long as it does not collapse at the slightest touch. You do not have to use all of your clay; any clay you do not use may be shaped into missiles of any size and shape you want. You may not trade clay with another player; use your own clay. When you have finished making your Claydonian, let me know."

After telling your players this, let them go to it. Do not tell them any more about what will happen except that it will be a miniatures game. Encourage creativity. As each player finishes his or her creation, you must assign the creation its powers.

How do I assign powers?

There are six categories of powers that must be assigned to each Claydonian: *movement, number of attacks, "to hit" number, damage, hit points, and special powers.* Each one requires that you make a judgment about the creation of the player. The following are guidelines for assigning the powers; you may alter them as you see fit.

Movement: All movement is measured in spans of the player's outstretched hand (from tip of thumb to tip of little finger). The following table gives the basic movement rates.

Number of legs	Movement
0	1 span
1-2	2 spans
3-4	3 spans
5 or more	4 spans

Note that a "leg" is any type of movement-producing appendage the Claydonian might have, even if it is a wheel.

Number of attacks: Look at the creation carefully. How many limbs can it use for attacking? This is the number of attacks it can make each turn. However, this number should never be more than four.

Chance to hit: A Claydonian's basic chance to hit is 8 or greater on two six-sided dice. If the creature has big limbs or a big mouth, the chance to hit is reduced by one. If the creature has real big limbs or mouth, or it uses its entire body in an attack, reduce the chance to hit by two. You decide just how big is "big" or "real big."

Damage: The base damage done in any attack is one six-sided die's worth of points. If the limbs are large, one to two more dice may be added to this. If the limbs are very large, three more dice may be added. If the attack is an absolute killer, up to five dice may be added to the base attack die. As usual, you can decide all final attack values. If you're getting the idea that this is not a very exact game, you have the right idea. You're playing with clay monsters, right? Who needs to be exact?

Hit Points: Look at the creature and compare it to the amount of clay kept aside to use for missiles. If the entire can of clay was used to form the creature, it has 50 hit points. If half was used for missiles, the creature will have 25 hit points. Assign hit points based on the fraction of clay used to form missiles. If 25% of the clay is used for missiles, knock 25% off of 50 to find the creature's hit points. This is another judgment call on your part as the referee.

Special Powers: Each creation gets one special power. It may be from the list below, or it can be one you make up. If you make it up, it is recommended that you create a power that will affect modeling clay in some harmless way. The following powers may be assigned randomly by rolling a die or may be chosen by you to match the creature in some way.

1. *The Drop:* Made in place of one normal attack. If a hit is successfully made, you then lift the target into the air and drops it 3'. Afterwards, you can decide the amount of damage caused based on what happened.

2. *The Bowl:* This power works like the drop, except that you roll the target across the battlefield.

CUNNING DIPLOMACY
STRATEGY DECEIT

These are the challenges of **EARTHWOOD**

SET IN A FANTASY WORLD, EARTHWOOD IS A STRATEGIC PBM GAME ASSUME THE ROLES OF KINGS, WIZARDS, OR MIGHTY HEROES WITH TROLLING ALL EARTHWOOD, EITHER BY CONQUEST, TACT, DIPLOMACY THOUSANDS OF PLAYERS ALREADY ENROLLED. NEW GAMES STARTING 2 WEEK TURN-AROUND \$375 TURN. REGISTRATION FEE STILL \$10 MAP, AND 1ST 2 TURNS FREE! (RULES ONLY \$5)

WHERE 25 PLAYERS THE GOAL OF CON - OR ALLIANCE CONSTANTLY - INCLUDES RULES,

The saga continues . . .

Game Systems, Inc. P.O. Box 160129 Miami, FL 33116-0129
305-274-5559

3. **The Poke:** When a hit is made, you poke the target hard with your finger, making a nice hole in it. Then you decide the amount of damage.

4. **Reshape One Limb:** This power is used in place of a normal attack. If it hits successfully, the attacking player may alter the shape of any one limb of the target as he pleases. As referee, you should be ready to assign damage or altered powers because of this change.

5. **The Blob of Death:** This power may only be used by a creature with missiles. The player may designate one of the missiles to be his Blob of Death. It is fired like a normal missile (see "How does my Claydonian shoot?"). If it scores a hit, you should take your fist and give the target one solid smash to show the effects of the missile. After doing this, assign damage based on the consequences. Only one Blob of Death per game is allowed.

6. **Rip Limbs Off:** When the creature rolls an 11 or 12 on a normal attack, the player may tear one of his opponent's limbs off. Ah, that is, the player may tear off one of his *Claydonian's* opponent's limbs. Though this attack causes no damage to the target in terms of lost hit points, you should be ready to note any changes to the target's powers.

7. **Change Places:** In addition to a normal attack on a successful hit, creatures with this power may change places with any opponent on the board, or may change the places of any two other creatures on the board. The creature may not move in the same turn it uses this power.

8. **Move Out of Turn:** Creatures with this power may move at any initiative point in the turn. They simply announce that they wish to move. They may not move in the middle of another player's move.

9. **Use Opponent as Missile:** If all of an attacker's limb's hit a target, he may pick his target up and use it as a missile against a third opponent. The missile is fired normally, and you as referee should assess damage to both the missile and the target.

10. **Divide Self:** This power should only be given to creatures that can easily divide into two sections. Each half has half the powers of the normal creature at the time of division.

11. **Borrow Power:** In addition to all normal attacks, a successful hit by this creature allows it to use the special power belonging to the creature it hit, if the

attacker wants to do so. The decision must be made immediately or the borrowed power will be lost until another successful hit is made. The player with this power should not be told what the powers of other creatures are; he can only learn this by observation.

You may create any other powers you can think of. However, be sure that none of them are dangerous to the players or any spectators watching the game.

How do I play the game?

Once all the players have created their Claydonians and have had powers assigned to them, have them gather around the playing area. Have the players space themselves at equal distances from each other. Each player should then roll three six-sided dice to find his or her initiative number. Ties should be rolled off. Be sure each player notes his initiative number. After this is done, explain the What Do I Do, How Do I Move, How Do I Shoot, How Do I Attack, and How Do I Win rules to the players. Once everyone understands what is going on, begin the game.

What do I do?

The Clay-O-Rama is played in turns. A player gets to move his creation once during each turn. At several points during a turn, a player may have the opportunity to attack. Each player takes his move in the order of the initiative rolls, going from highest to lowest. The sequence of a player's move is as follows:

1. Move your creation up to its full movement.
2. Fire up to three missiles at targets of your choice.

3. Attack any creature to which your Claydonian is adjacent, provided you have attacks left to do so.

4. The other player (or players) may counterattack against your creature, provided they have any attacks left.

Each player follows this sequence, in order of initiative, until the player is out of the game or the game is over.

How does my Claydonian move?

To move your creation, use your hand to measure the distance the Claydonian moves, starting from the front of the creature. If there is no discernible front, begin measuring in the direction the creature last moved. There is no terrain in the game (though you can add some if you like). Thus, except when turning, a creature will always be able to move up to its full movement.

Note that if some people feel that the hand-span measuring system is unfair or grossly inaccurate, you may then enforce the Uniformity Rule. The Uniformity Rule states that all distances will be measured by the referee's hand. However, this will slow down the play of the game and place a great deal of work in the hands of the referee (ahem).

If a part of a creation comes off during movement, the player is allowed to put that piece back on his creation at no penalty. Falling apart is best done under combat conditions.

How does my Claydonian shoot?

At the end of movement, each player is allowed to shoot up to three of his missiles. A missile may only be used once. After it is fired, it is removed from play. If a player does not have any missiles, he may not fire any.

SKYREALMS OF

Jorune™

What's New?



SKYREALMS

Ask your local retailer, or contact us directly at
P.O. Box 5543 • Berkeley • CA • 94705
408-429-9938



SKYREALMS

To fire a missile, the player stands anywhere within 3-4' of his own position at the table. The player may not move to a different area of the battlefield; he must fire his missiles from the point where his creation began the game. After the player has his position, have him name his target (a specific Claydonian creation on the table). Players cannot attack a group of monsters; only one will do.

Have the player throw his missile, attempting to hit the target. Make it clear to the thrower that how hard the missile is thrown has NO effect on the amount of damage done. It is only the SIZE of the missile that matters. It is a wise idea to have someone stand directly opposite the thrower to catch long shots and bounces. If the thrower manages to hit his declared target, the missile has hit. If the thrower hits a different creature, the shot is a miss, no matter what happens. The attacked player is allowed to reattach any parts of his Claydonian that come off due to the missile's hits, unless a special power dictates otherwise. If the missile missed, the shot is no good.

If a missile hits its target, you must determine the amount of damage done by

the missile. The base damage for a missile is one six-sided die for something about the size of a marble. Missiles smaller than this may do less damage. Missiles larger than this should do proportionately greater damage (up to five dice).

How does my Claydonian attack?

Each Claydonian is assigned a number of attacks it can make in one turn, based upon the number of manipulative limbs it has. These attacks can be used as attacks or counterattacks. If a creation has used all its attacks, it may not make any more attacks (or counterattacks) for the rest of the turn.

If your creation is adjacent to an enemy creation, you may decide to attack. "Adjacent" is defined as being within the reach of your creation's arms. You may attack as many times as you have attacks, provided you have not used any of your attacks to make counterattacks (see below).

To make an attack, you must announce your target and the dice of damage done by the attack (unless all of your attacks do the same amount of damage). Then roll two dice. If the dice roll is equal to or

greater than your "to hit" number, you have hit your target with that attack.

After all attacks have been resolved against one target, count the number of dice of damage from all those successful attacks. Roll the dice and add them together to find the total amount of damage caused. The player whose creature was the target of the attack should subtract this amount from his creation's hit points. If the creation's hit points reach zero, the creation is dead (see below on what happens then).

How does my Claydonian counter-attack?

A Claydonian may counterattack if it is attacked by another creation during the combat phase. To counterattack, the Claydonian must have a few attacks left and must survive the attacks of its opponent. It may only make attacks against the creation that just attacked it. The counterattacks are handled as if they were normal attacks. A Claydonian may use its special power in a counterattack.

What happens when my Claydonian dies?

Ah, this particular question has plagued the Claydonian philosophers for centuries. Several scurrilous theories have been presented, including the concepts of drying out or being eaten by small children and dogs. However, in watching the deaths of several Claydonians on the field of battle, a common belief has arisen. Most Claydonians feel that when one of their kind dies, a large hand reaches from the heavens and squeezes the Claydonian through its fingers. This act is almost always accompanied by a horrible scream that echoes through the heavens.

How do I win?

This depends on why you are playing this game in the first place. If you are playing to have fun, you win if you get really silly. If you are playing to be competitive and to beat out everyone else, you win if your creation is the last surviving Claydonian on the battlefield. Since only one person can win the second way, it's a lot nicer to play for the first reason.

These are the rules for the Clay-O-Rama. Take them, have fun with them, be inspired to the heights of silliness, or feed them to your dog. Enjoy!

PLAY-DOH is a registered trademark of Kenner Parker Toys Inc.

ACCEPT NO IMITATION

VILLAINS AND VIGILANTES™
A SUPER-HERO ROLE-PLAYING GAME

You can combat the forces of evil! You can become a champion of truth and an idol of millions! You can be a superhero and defend the human race against injustice and villainy! You can do all this as a character in VILLAINS AND VIGILANTES.

The rules deal with Superpowers, Combat, Secret Identities, Encounters, Character Creation and more! VILLAINS AND VIGILANTES comes as a boxed set with the rulebook, introductory adventure, character sheet, reference screen and dice for only \$12.00.

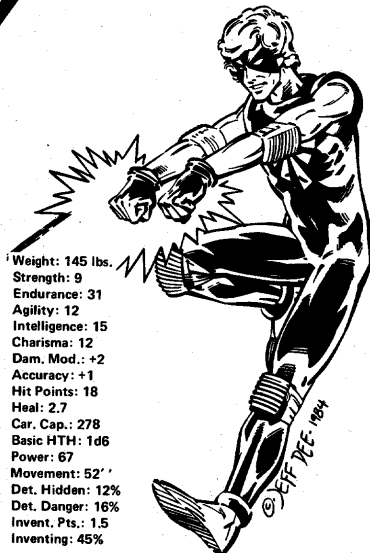
Rulebook Alone \$6.00
Introductory Adventure (Crisis at Crusader Citadel) . . \$5.00

Additional Adventures Available: • Death Duel with the Destroyers (\$5) • Island of Doctor Apocalypse (\$5) • Opponents Unlimited (\$5) • F.O.R.C.E. (\$5) • Assassin (\$6) • Most Wanted, Vol. 1 (\$5) • Most Wanted, Vol. 3 (\$6) • Dawn of DNA (\$5) • From the Depths of Space (\$5) • Battle Above the Earth (\$5) • To Tackle the T.O.T.E.M. (\$5) • Devil's Domain (\$5) • Pentacle Plot (\$5) • Terror by Night (\$5) • Organized Crimes (\$5) • Pre-Emptive Strike (\$5) • DNAgents Sourcebook is coming soon!

SHATTERMAN: An American military veteran and rock musician who uses his powers to continue to protect his country from the forces of crime and evil in general.

Identity: Jack Dunn Age: 23
Side: Good Level: 1

- Powers:**
1. Heightened Endurance: +19
 2. Regeneration: Max. once per turn, takes one action, heals full healing rate.
 3. Invulnerability/20
 4. Flight: Max. airspeed = 279 mph, PR = 1/hr.
 5. Power-Blast: 20 inch range, PR = 1 per shot, does 1d20 damage.



Weight: 145 lbs.
Strength: 9
Endurance: 31
Agility: 12
Intelligence: 15
Charisma: 12
Dam. Mod.: +2
Accuracy: +1
Hit Points: 18
Heal: 2.7
Car. Cap.: 278
Basic HTH: 1d6
Power: 67
Movement: 52'
Det. Hidden: 12%
Det. Danger: 16%
Invent. Pts.: 1.5
Inventing: 45%

Available from better shops worldwide or direct from us at:
P.O.Box 182, Roslyn, N.Y. 11576 (USA).
Please add \$2 for post and handling. NY residents please add sales tax.





by Paul C. Easton




Claydonia Conquers the World!

More rules, powers,
tables, and trivia for
Clay-O-Rama fans

All is quiet on the battlefield as the two opponents take their places. Smoof, the gourd-shaped clay thing, looks malevolently at his opponent, the four-armed, six-legged, multi-colored monster called "Creepy" even by his mother. Creepy is the reigning Clay-O-Rama champion, having beaten 15 opponents and eaten 10 of them. Smoof is his next meal-er, opponent.

Creepy suddenly moves forward and shoots three square orange things at Smoof; two of them hit. The angry Smoof propels himself at the monster, but Creepy bites Smoof and hits him twice. Wounded, Smoof teleports himself to the opposite side of the game area. Creepy lets out an evil laugh and teleports next to Smoof. "Too bad, sucker!" hisses Creepy as he kills Smoof and proceeds to add him to his body. Sated, Creepy shouts in triumph—but is destroyed by an angry art teacher.





the world of Clay-O-Rama in DRAGON® issue #125, I immediately went out and bought half a dozen cans of Kenner's PLAYDOH® Modeling Compound. Some demented friends of mine came over, and we threw colored clay at one another. I was immediately hooked. I loved this new pastime but felt that something was missing from the game. After eating a cheese cake, drinking two liters of Cherry 7-Up, and watching Sesame Street reruns, I came to the following conclusions: one, there is no black PLAY-DOH compound; and two, being a lover of the AD&D® game, I was disappointed to find that the Clay-O-Rama rules offered no way to

thing was great, except for the additional amount of clay stuck in my hair and the fact that my favorite Claydonian was baked to a crisp by someone who failed to see the humor in my using three-inch steelies as Claydonian ammo. As the days went on, I added more powers to the list. This is how my Claydonian saga began.

Campaign rules

Players who win Clay-O-Rama game sessions may wish to keep their Claydonians and use them in future game ses-

titles, and additional benefits. The level number corresponds to the number of powers a Claydonian has. All Claydonians begin at first level with one power. As they defeat enemies (i.e., anyone they can flatten), they rise in level and gain more hit points. The hit points are cumulative (unlike powers); thus, by fifth level, a Claydonian would have 65 hit points add-



advance your Claydonians or conduct ongoing campaigns.

Consequently, I was motivated to write additional rules for the game, for my friends and my own personal use. Every-

sions. A long-lived Claydonian deserves some reward for surviving these silly battles. The campaign rules additions are explained as follows:

Experience level: This is just a power ranking created to satisfy a Claydonian's ego. Table 1 provides level numbers, level

ed to its original score. By sixth level, the Claydonian has become too powerful to be fun and it ceases to enjoy life, thus dying of "old age" (or drying out, whichever comes first). Of course, in your campaign Claydonians may be immortal. I'll leave it up to you, but I wouldn't worry about it anyway. I've never had a Claydonian live to see third level, much less sixth.

Table 1

Claydonian Level Advancement

Number of enemies destroyed or defeated	Experience level	Title	Benefits
0-5	1	Silly Thing	1 power
6-15	2	Weirdo	2 powers, +5 hit points
16-30	3	Freak	3 powers, + 10 hit points
31-50	4	Kook	4 powers, +20 hit points
51-80	5	Blob Monster	5 powers, + 30 hit points
81	6	Supreme Slime	Claydonian dies of old age

Table 2

Teleport Direction

1d6 roll	Direction
1-2	North
3	West
4-5	South
6	East

Taking the same power twice: If a player opts to take the same power twice, the effects of that power are doubled. For example, if a Claydonian takes Regeneration twice, its regains 2-12 instead of 1-6 hit points each turn. A Claydonian with Absorb Opponent taken twice cuts the "to hit" number it needs by half (round fractions up) when applying this power. Claydonians can also triple their powers, but this may make such Claydonians unfair opponents when certain powers are thrice increased.

Regaining lost hit points: During a game session, a Claydonian cannot regain lost hit points without the power of Regeneration. At the end of the game, however, the surviving Claydonian (or Claydonians, if you're playing in teams) regains all lost hit points, and all sustained damage is repaired.

regain all lost missiles at the end of a game and can take all of the losers' missiles, too.

Reshaping: At the end of a game session, a Claydonian can be reshaped with the following restrictions:

1. No new missiles may be made.
2. Missiles may not be added to body mass.
3. The number of limbs used for attacking may not exceed four.
4. The Claydonian's powers may not be changed.

Death: When a Claydonian reaches sixth level or is defeated (i.e., killed), it is "recycled" by the gods. If a Claydonian dries up, it is dead. Favored Claydonians should be lovingly zip-locked in a damp bag, kept cool, and guarded carefully. Enemies have been known to microwave their opponents for revenge; in extreme cases, angry opponents have been known to use various torture machines, such as the PLAY-DOH Barber Shop and the PLAY-DOH Fire Engine. If consumed by a dog or small child (PLAY-DOH is nontoxic), a Claydonian is considered dead. Note that dried Claydonians may sometimes be revived by adding water, if rescued in time.

"No referee" rules: To eliminate a referee from the gaming environment, Clay-O-Rama players may lock him out of the room. There is, however, an easier way: Simply have *everyone* play a Claydonian.

players not involved in the dispute make the final decision. Another system is to have a referee who plays and referees at the same time. This referee makes all decisions on damage and such except when his Claydonian is involved (players not involved in the disagreement make the decision in this instance). In a two-player game, problems are resolved by smacking the other person's Claydonian before he can get to yours.

Silly Putty: This is a new type of material for creating Claydonians. No one knows for certain where this strange material came from. Some say it is a gift left by an extraterrestrial intelligence, and some say it came from across the rainbow. I say it's radioactive jelly. One thing is for sure: Silly Putty makes nifty Claydonians and adds a new dimension to Clay-O-Rama battles. Although it doesn't come in the pretty colors that PLAY-DOH compound does, with Silly Putty, you can put the face of your favorite cartoon character on your Claydonian. But don't let your fun turn into a political argument, as once happened when a player put Ronald Reagan on his Silly Putty creature and said that he couldn't be defeated because he was President (the problem was settled when someone threw the Putty Reagan down the garbage disposal). You should note, however, that Silly Putty doesn't mix well with clay or PLAY-DOH compound. As a result, clay characters with the Absorb Opponent or Absorb Missile powers may have trouble absorbing Silly Putty.

A sticky situation: What do you do if a missile or other object sticks onto a Claydonian? Well, you pry it off, of course. Note, however, that the Claydonian then takes damage amounting to half the total caused by the object (e.g., a missile hits a Claydonian for 4 hit points of damage and sticks; the Claydonian takes an additional 2 hit points of damage while taking it off). If two Claydonians get stuck together, they each take 1-6 hit points of damage when separating from each other. In all instances, round damage down to the nearest integer.

Honoring a Claydonian death: Another advantage of clay characters is that when they die, you just dry them out and - voila! - you have a nice statue to use as a memorial, centerpiece, or clay pigeon.

Power, power, and more power

The following list of powers has been created to add more red peppers to the spice of the game.


1. *Missile Absorption:* When hit by a missile, a Claydonian with this power rolls 2d6 and compares the result to its "to hit" number. If the result is over the "to hit" number, the Claydonian take no damage from the missile and may add the projectile to its body mass. For each missile smaller than marble-size absorbed, add 1 hit point to the Claydonian. Add 2 hit points for each marble-size missile absorbed, 3 hit points for any missile up to

WHAT IF YOU COMMANDED CAESAR'S LEGIONS,
ALEXANDER'S PHALANXES,
ATTILA'S HORDES...


CAN YOU CREATE AN EMPIRE IN GSI'S NEW

Dawn of the Ancients

A strategic PBM game pitting 12 ancient empires against each other and their ancient foe ATLANTIS during the dawn of history!! Registration fee only \$10.00 (includes rules, map and 1st two turns FREE.) Rules alone \$5.



game systems inc.
P.O. Box 160129
Miami, FL 33116-0129



The publishers of **EARTHWOOD**
(A fantasy world of conquest and sorcery)

golf ball size absorbed, and 4 hit points for anything over golf ball size. This power does *not* allow a Claydonian to absorb the following: an opponent, a poke, a Blob of Death, or any object larger than fist size. In addition, absorbed missiles may not be used to create other missiles - they just add to the bulk of a Claydonian.

If the Claydonian does not make its "to hit" roll, it takes half damage (round fractions down) from the missile and does not absorb it. Note that a Claydonian may not absorb missiles that it throws at itself, and it takes full damage from a missile if it does so.

2. *Absorb Opponent*: This power gives a Claydonian the ability to absorb any other Claydonian it kills. When a Claydonian with this power kills an opponent, it makes a "to hit" roll. If successful, the Claydonian adds the dead opponent to its body bulk, adding the number of hit points that the old opponent had to its own. If unsuccessful, the dead Claydonian goes screaming up to the Great Hand in the Sky.

3. *Regenerate*: A Claydonian with this ability regenerates 1-6 hit points of damage per turn. This ability allows the Claydonian to replace lost hit points only; it does not create new ones.

4. *Drain Power*: A Claydonian with this power may drain one power from another Claydonian for six turns. Using this power takes the place of three attacks. To drain a power, the player must choose an opponent adjacent to his own Claydonian and make a successful "to hit" roll. If unsuccessful, the power is wasted. This power may be used once every five turns.

5. *Create Limb*: A Claydonian with this power may create a temporary limb. This temporary limb may replace one normal attack for a small- to normal-size limb; it may replace two normal attacks for a large-size limb; and (how could you guess?) it may replace three normal attacks for a very-large-size limb. This temporary limb lasts for four turns, and it hits and does damage according to its size. So, if your Claydonian already has four limbs, it could have five normal attacks per turn by adding a temporary limb!

6. *Repel*: This power may be used by a desperate Claydonian in place of all attacks. No "to hit" roll is needed, and the results are immediate. When this power is used, all opponents must move their maximum movement ranges *away* from the user for one turn. Moreover, the powers Teleport, Change Places, and Move Out of Turn cannot be used by opponents for one turn. In addition, the user may not be hit by missiles for one turn. This power may be used every third turn.

7. *Endurance*: The Claydonian with this power takes only half damage from all attacks. Round all fractions down.

8. *Stomp*: This deadly attack may be used only once in a gaming session. In addition, the Claydonian using this power is unable to take *any* action for two turns

thereafter. The attacker chooses an opponent adjacent to him and rolls to hit. If a successful hit is made, the player takes one of his shoes (or boots, if he is lucky enough) and gives the opponent a good solid WHACK! with it. Damage should be determined by the amount of the opponent flattened (e.g., if half of the Claydonian is flattened, it loses half of its hit points). Totally flattened Claydonians are left with only 1 hit point. More than one Claydonian may be affected by this mode of attack, including the attacking Claydonian. If the attacker somehow misses, it still suffers the exhaustive effects of the blow. Smart players will wear mountain boots, moon boots, or track shoes for this attack. Snow shoes or skis are not allowed.

9. *Toss*: A Claydonian with the Toss ability may use this power in place of all attacks. The attacker chooses an adjacent Claydonian and rolls the "to hit" dice. If successful, the player picks up the opponent's Claydonian and tosses it no farther than the gaming area. If the opponent is tossed off or out of the gaming area, it may reshape itself, regain all lost hit points, and reappear in the gaming area anywhere it chooses (except on another Claydonian). The number of hit points lost must be determined by the referee or by players not involved in the attack. This number depends on the amount of structural damage sustained (about 10-20 hit points is appropriate). Tossing an opponent at the ceiling is legal as long as the opponent lands in the game area. If the opponent is tossed against the ceiling and hits the game surface, 20-30 hit points of damage are taken. If the opponent sticks to the ceiling, the Claydonian is out of the game until it falls. If it never falls and dries up instead, consider it dead. As a final note on this attack, if a tossed Claydonian hits another Claydonian, only the tossed Claydonian takes damage.

10. *Catch*: When something is thrown at a Claydonian with this power, the Claydonian makes a "to hit" roll. If successful, the Claydonian catches the item thrown at it. If the item happens to be a missile, the Claydonian catching it can reuse the missile. If the thrown object is another Claydonian, the target Claydonian catches it and takes no damage. If the Claydonian is unsuccessful in its "to hit" roll, it takes full damage from the missile.

11. *Teleport*: A Claydonian can use this power in place of all its missile attacks. The Claydonian with this ability can reappear anywhere on the game surface and, if possible, attack right away. To Teleport, the player must specify any vacant spot on the game surface that he wants his Claydonian to occupy. The player then rolls the "to hit" dice. If unsuccessful, the player must then roll 1d6 twice. The first die roll determines the direction in which the Claydonian teleported (reference this number on Table 2). The second die roll determines the distance in number of hands that the Claydonian moves.

12. *Use Self As Missile*: This power allows a player to throw his Claydonian in the same way one would throw a missile. The referee or players not involved in the attack assess the damage taken by both the missile and the target.

13. *Trade*: In a desperate situation, a Claydonian with this power can choose an opponent in an adjacent area and make a "to hit" roll. If successful, the player trades his Claydonian for the target Claydonian. This power may only be used once per game in place of all attacks for that turn. The player plays the new Claydonian with its shape, hit points, attacks, and movement, but retains his former Claydonian's powers. Likewise, the other player retains his former Claydonian's powers, but is now stuck with your Claydonian's body.

14. *Speed*: A Claydonian with this power can double its movement for one turn in place of an attack.

15. *Paralyze*: On a successful "to hit" roll, a Claydonian can cause an adjacent opponent to stop moving and attacking for two rounds. This attack takes the place of all normal attacks. The paralyzed Claydonian cannot initiate *any* action for two rounds. This power may be used every three turns.

These additional rules are intended to get you started. Feel free to change them as you deem necessary. As a final note, there is nothing to stop you from making up your own powers; play with the rules that work best for you. Ω

Get Our Guidelines!

If you want to write articles for us, get a copy of our writers' guidelines *first*. If you live in the United States or Canada, just send a self-addressed, stamped envelope to: Writers' Guidelines, DRAGON® Magazine, P.O. Box 111, Lake Geneva WI 53147, U.S.A. In Europe, send a self-addressed, stamped envelope to: Writers' Guidelines, DRAGON Magazine, TSR Ltd, 120 Church End, Cherry Hinton, Cambridge CB1 3LB, United Kingdom. Our guidelines are free. Don't start your typewriter without them.

DRAGON is a trademark of TSR, Inc.
©1989 TSR, Inc. All Rights Reserved.